


# Earley's Algorithm (1970)



## Nice combo of our parsing ideas so far:

- no restrictions on the form of the grammar:
  - $A \rightarrow B C \text{ spoon } D x$
- incremental parsing (left to right, like humans)
- left context constrains parsing of subsequent words
  - so waste less time building impossible things
  - makes it faster than  $O(n^3)$  for many grammars

# About Jay



Jay Earley, Ph.D., is a transformational psychologist, group leader, psychotherapist, coach, author, teacher, and theorist.

Jay is trained in Internal Family Systems Therapy and assists with professional trainings in IFS. He leads IFS Classes for the general public which teach IFS as a practice for self-help and peer counseling. He is active in the IFS community and has presented a number of workshops at IFS annual conferences. He also teaches classes on Communication from the Heart, based on IFS, interactive groups, and the Pattern System.

He is nationally known for his innovation in the group psychotherapy field. His book, *Interactive Group Therapy: Integrating Interpersonal, Action-Oriented, and Psychodynamic Approaches*, Brunner/Mazel, describes his group therapy method in which people learn interpersonal relationship skills by working directly on their relationships with each other. During his ten years on the east coast, Jay was Director of the Group Therapy Center of Long Island, where he trained group therapists in this method. He has written a number of articles on interactive groups and made numerous presentations at regional and national psychotherapy conferences. He continues to lead interactive therapy groups in the Bay Area.

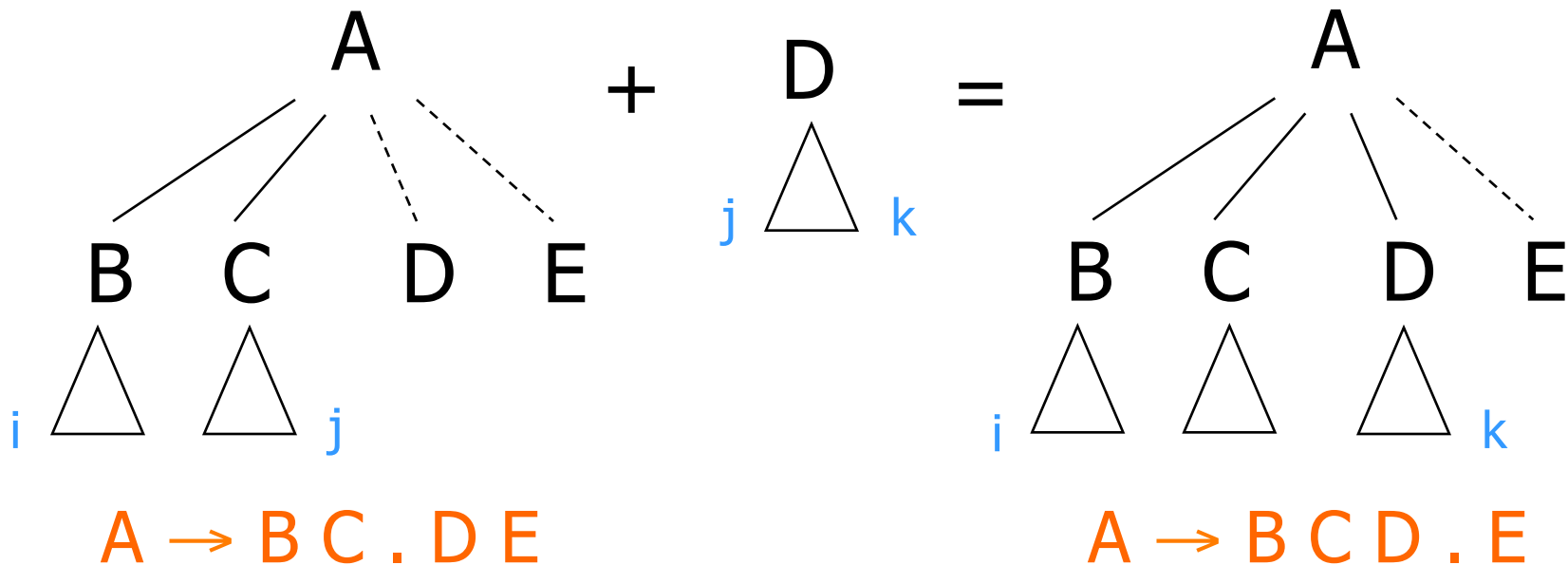
Jay offers Life Purpose Coaching and Change Agent Coaching, on finding your life purpose and making a difference in the world. He has been writing about and leading workshops on Life Purpose since 1984. He has collected his writings on life purpose into an ebook *Finding Your Life Purpose*.

• • •

Jay also has a Ph.D. in computer science from Carnegie-Mellon University and was formerly on the U.C. Berkeley faculty, where he published 12 computer science papers, one of which was voted one of the best 25 papers of the quarter century by the Communications of the A.C.M.

# Overview of Earley's Algorithm

- Finds constituents and partial constituents in input
  - $A \rightarrow B C . D E$  is partial: only the first half of the  $A$



# Overview of Earley's Algorithm

- Proceeds incrementally, left-to-right
  - Before it reads word 5, it has already built all hypotheses that are consistent with first 4 words
  - Reads word 5 & attaches it to immediately preceding hypotheses. Might yield new constituents that are then attached to hypotheses immediately preceding *them* ...
  - E.g., attaching **D** to  $A \rightarrow B C . D E$  gives  $A \rightarrow B C D . E$
  - Attaching **E** to that gives  $A \rightarrow B C D E .$
  - Now we have a complete **A** that we can attach to hypotheses immediately preceding the **A**, etc.

# Our Usual Example Grammar

ROOT  $\rightarrow$  S

S	$\rightarrow$ NP VP	NP	$\rightarrow$ Papa
NP	$\rightarrow$ Det N	N	$\rightarrow$ caviar
NP	$\rightarrow$ NP PP	N	$\rightarrow$ spoon
VP	$\rightarrow$ VP PP	V	$\rightarrow$ ate
VP	$\rightarrow$ V NP	P	$\rightarrow$ with
PP	$\rightarrow$ P NP	Det	$\rightarrow$ the
		Det	$\rightarrow$ a

0 Papa 1 ate 2 the 3 caviar 4 with 5 a 6 spoon 7

# First Try: Recursive Descent

ROOT → S	VP → VP PP	NP → Papa	V → ate
S → NP VP	VP → V NP	N → caviar	P → with
NP → Det N	PP → P NP	N → spoon	Det → the
NP → NP PP			Det → a

- 0 ROOT → . S 0
  - 0 S → . NP VP 0
    - 0 NP → . Papa 0
    - 0 NP → Papa . 1
  - 0 S → NP . VP 1
    - 1 VP → . VP PP 1
      - 1 VP → . VP PP 1
        - 1 VP → . VP PP 1
          - 1 VP → . VP PP 1
- oops, stack overflowed
- OK, let's pretend that didn't happen.
- Let's suppose we didn't see VP → VP PP, and used VP → V NP

0 Papa 1 ate 2 the 3 caviar 4 with 5 a 6 spoon 7

# First Try: Recursive Descent

ROOT → S	VP → V NP	NP → Papa	V → ate
S → NP VP	VP → VP PP	N → caviar	P → with
NP → Det N	PP → P NP	N → spoon	Det → the
NP → NP PP			Det → a

- 0 ROOT → . S 0
  - 0 S → . NP VP 0
    - 0 NP → . Papa 0
    - 0 NP → Papa . 1
  - 0 S → NP . VP 1
    - 1 VP → . V NP 1
      - 1 V → . ate 1
      - 1 V → ate . 2

after dot = nonterminal, so recursively look for it (“**predict**”)

after dot = nonterminal, so recursively look for it (“**predict**”)

after dot = terminal, so look for it in the input (“**scan**”)

after dot = nothing, so parent’s subgoal is completed

**attach** (“**attach**”)
    - 1 VP → V . NP 2
      - 2 NP → . ... 2
      - 2 NP → ... . 7

**predict** (next subgoal)

do some more parsing and eventually ...

we complete the parent’s NP subgoal, so **attach**
    - 1 VP → V NP . 7

**attach** again

0 Papa 1 ate 2 the 3 caviar 4 with 5 a 6 spoon 7

# First Try: Recursive Descent

ROOT → S	VP → V NP	NP → Papa	V → ate
S → NP VP	VP → VP PP	N → caviar	P → with
NP → Det N	PP → P NP	N → spoon	Det → the
NP → NP PP			Det → a

- 0 ROOT → . S 0
    - 0 S → . NP VP 0
      - 0 NP → . Papa 0
      - 0 NP → Papa . 1
    - 0 S → NP . VP 1
      - 1 VP → . V NP 1
        - 1 V → . ate 1
        - 1 V → ate . 2
      - 1 VP → V . NP 2
        - 2 NP → . ... 2
        - 2 NP → ... . 7
      - 1 VP → V NP . 7
- implement by function calls:  
S() calls NP() and VP(), which recurse
- must backtrack to try predicting  
a different VP rule here instead
- But how about the other parse?



0 Papa 1 ate 2 the 3 caviar 4 with 5 a 6 spoon 7

# First Try: Recursive Descent

ROOT → S	VP → V NP	NP → Papa	V → ate
S → NP VP	VP → VP PP	N → caviar	P → with
NP → Det N	PP → P NP	N → spoon	Det → the
NP → NP PP			Det → a

- 0 ROOT → . S 0
  - 0 S → . NP VP 0
    - 0 NP → . Papa 0
    - 0 NP → Papa . 1
  - 0 S → NP . VP 1
    - 1 VP → . VP PP 1
      - 1 VP → . V NP 1
        - 1 V → . ate 1
        - 1 V → ate . 2
      - 1 VP → V . NP 2
        - 2 NP → . ... 2
        - 2 NP → ... . 4

we'd better backtrack here too!  
(why?)

do some more parsing and eventually ...  
... the correct NP is from 2 to 4 this time  
(but might we find the one from 2 to 7 instead?)

0 Papa 1 ate 2 the 3 caviar 4 with 5 a 6 spoon 7

# First Try: Recursive Descent

ROOT → S	VP → V NP	NP → Papa	V → ate
S → NP VP	VP → VP PP	N → caviar	P → with
NP → Det N	PP → P NP	N → spoon	Det → the
NP → NP PP			Det → a

- 0 ROOT → . S 0
  - 0 S → . NP VP 0
    - 0 NP → . Papa 0
    - 0 NP → Papa . 1
  - 0 S → NP . VP 1
    - 1 VP → . VP PP 1
      - 1 VP → . VP PP 1
        - 1 VP → . VP PP 1
          - 1 VP → . VP PP 1

oops, stack overflowed

no fix after all

# Use a Parse Table (= “Chart”)

- Earley’s algorithm resembles recursive descent, but solves the left-recursion problem. No recursive function calls.
- Use a parse table as we did in CKY, so we can look up anything we’ve discovered so far.  
**“Dynamic programming.”**
- Entries in column 5 look like  $(3, S \rightarrow NP . VP)$   
(but we’ll omit the  $\rightarrow$  etc. to save space)
  - Built while processing word 5
  - Means that the input substring from 3 to 5 matches the initial NP portion of a  $S \rightarrow NP VP$  rule
  - Dot shows how much we’ve matched as of column 5
  - Perfectly fine to have entries like  $(3, S \rightarrow is\ it .\ true\ that\ S)$

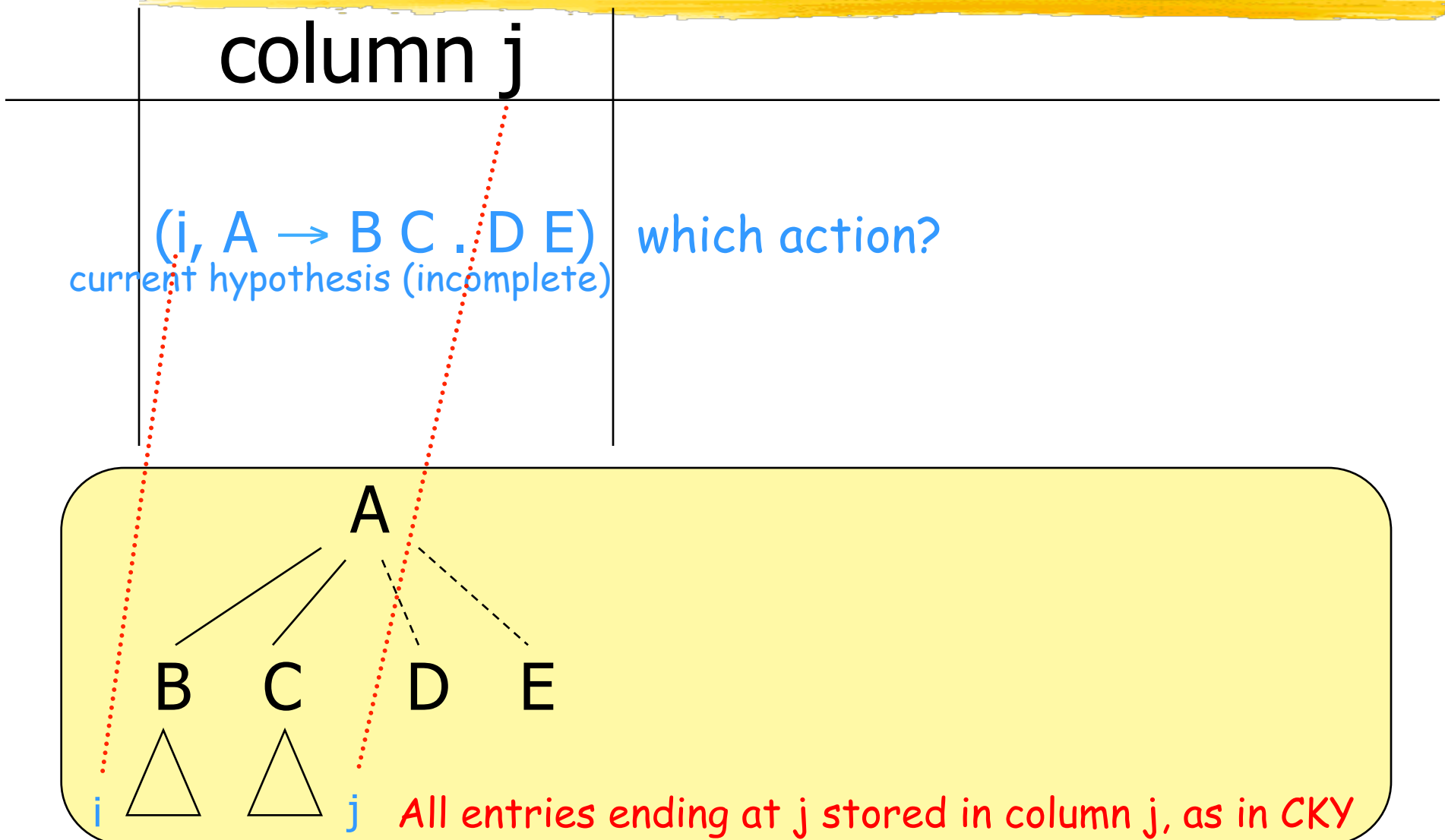
# Use a Parse Table (“Chart”)

- Entries in column 5 look like  $(3, S \rightarrow NP . VP)$
- **What does it mean if we have this entry?**
  - *Unknown right context:* Doesn't mean we'll necessarily be able to find a VP starting at column 5 to complete the S.
  - *Known left context:* Does mean that some dotted rule back in column 3 is looking for an S that starts at 3.
    - So if we actually do find a VP starting at column 5, allowing us to complete the S, then we'll be able to attach the S to something.
    - And when that something is complete, it too will have a customer to *its* left ... just as in recursive descent!
    - In short, a top-down (i.e., goal-directed) parser: it chooses to start building a constituent not because of the input but because that's what the left context needs. In **the spoon**, won't build **spoon** as a verb because there's no way to use a verb there.
    - So any hypothesis in column 5 *could* get used in the correct parse, if words 1-5 are continued in just the right way by words 6-n.

# Operation of the Algorithm

- Process all hypotheses one at a time in order. (Current hypothesis is shown in blue, with substring.)
- This may add new hypotheses to the end of the to-do list, or try to add old hypotheses again.
- Process a hypothesis according to what follows the dot – just as in recursive descent:
  - If a word, **scan** input and see if it matches
  - If a nonterminal, **predict** ways to match it  
(we'll predict blindly, but could reduce # of predictions by *looking ahead* k symbols in the input and only making predictions that are compatible with this limited *right context*)
  - If nothing, then we have a complete constituent, so **attach** it to all its customers (shown in purple).

# One entry (hypothesis) ...

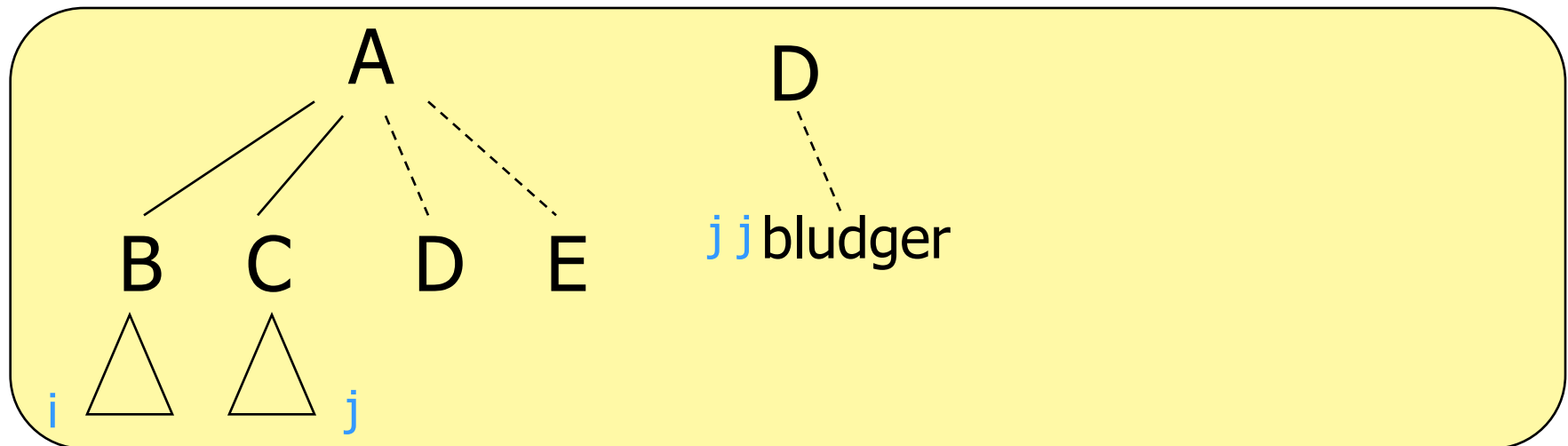


# Predict

column j

$(i, A \rightarrow B C \cdot D E)$   
current hypothesis (incomplete)

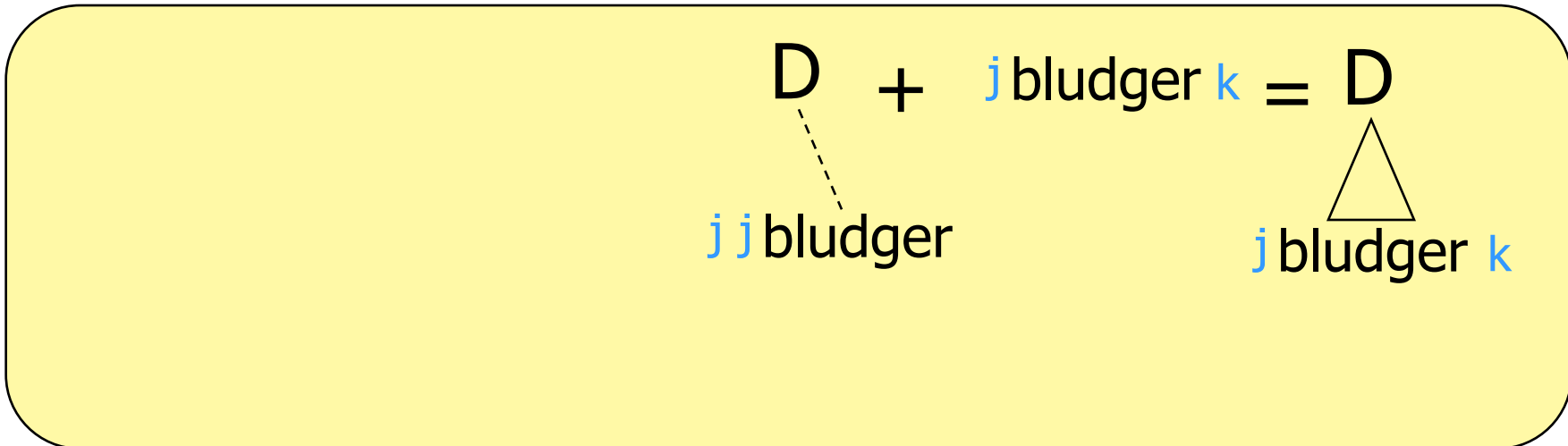
$(j, D \rightarrow \cdot \text{bludger})$   
new entry to process later



# Scan

k=j+1 in this example

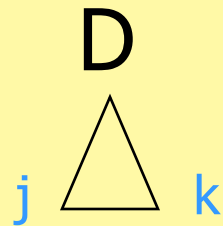
column j	...	column k
(i, A → B C . D E)		(j, D → bludger .) new entry to process later
(j, D → . bludger) Current hypothesis (incomplete)		



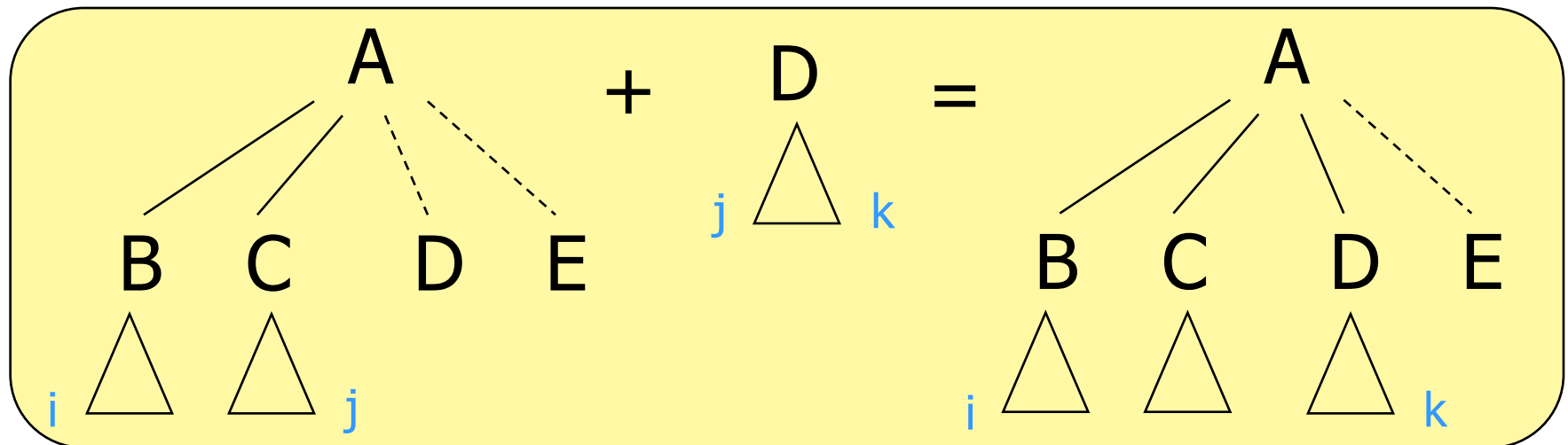
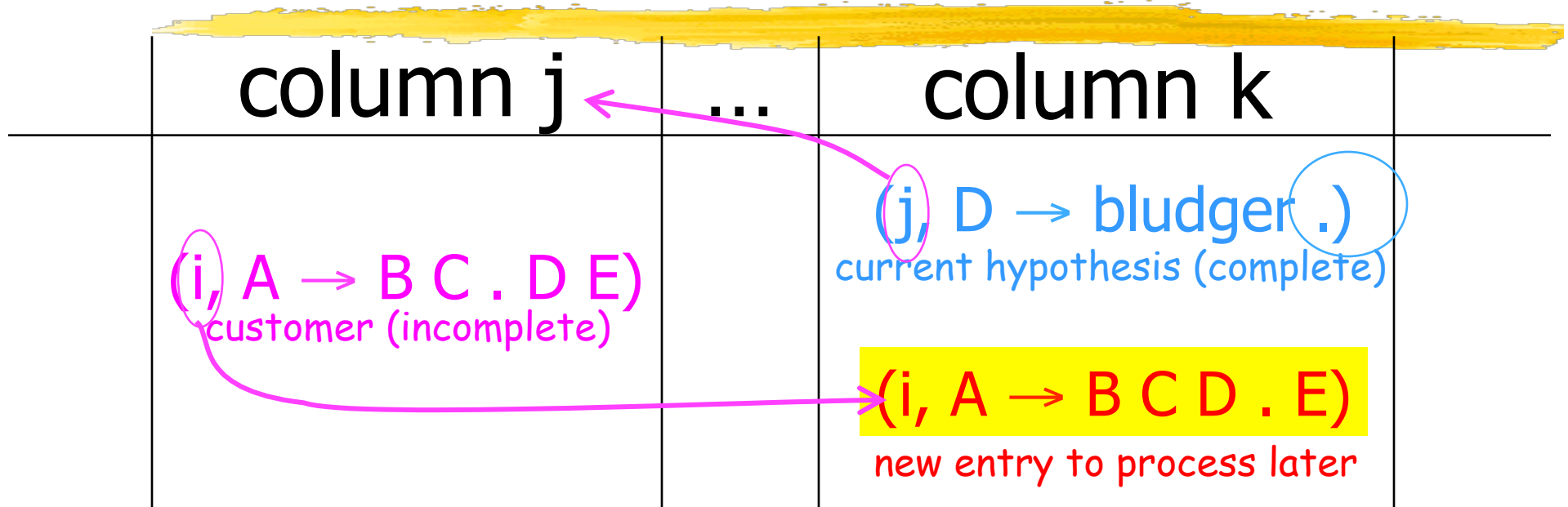


# Attach

column j	...	column k	
$(i, A \rightarrow B C . D E)$		$(j, D \rightarrow \text{bludger} .)$ current hypothesis (complete)	



# Attach



0 Papa 1 ate 2 the 3 caviar 4 with 5 a 6 spoon 7

# Our Usual Example Grammar

ROOT  $\rightarrow$  S

S  $\rightarrow$  NP VP

NP  $\rightarrow$  Papa

NP  $\rightarrow$  Det N

N  $\rightarrow$  caviar

NP  $\rightarrow$  NP PP

N  $\rightarrow$  spoon

VP  $\rightarrow$  VP PP

V  $\rightarrow$  ate

VP  $\rightarrow$  V NP

P  $\rightarrow$  with

PP  $\rightarrow$  P NP

Det  $\rightarrow$  the

Det  $\rightarrow$  a





0
0 ROOT . S
0 S . NP VP
0 NP . Det N
0 NP . NP PP
0 NP . Papa

**predict** the kind of NP we are looking for  
*(actually we'll look for 3 kinds: any of the 3 will do)*

0
0 ROOT . S
0 S . NP VP
0 NP . Det N
0 NP . NP PP
0 NP . Papa
0 Det . the
0 Det . a

**predict** the kind of Det we are looking for (*2 kinds*)

0
0 ROOT . S
0 S . NP VP
0 NP . Det N
0 NP . NP PP
0 NP . Papa
0 Det . the
0 Det . a

**predict** the kind of NP we're looking for  
*but we were already looking for these so  
 don't add duplicate goals! Note that this happened  
 when we were processing a left-recursive rule.*



0	Papa	1
0 ROOT . S	0 NP Papa .	
0 S . NP VP		
0 NP . Det N		
0 NP . NP PP		
0 NP . Papa		
0 Det . the		
0 Det . a		

**scan:** the desired word is in the input!

0	Papa	1
0 ROOT . S	0 NP Papa .	
0 S . NP VP		
0 NP . Det N		
0 NP . NP PP		
0 NP . Papa		
0 Det . the		
0 Det . a		

**scan: failure**

0	Papa	1
0 ROOT . S	0 NP Papa .	
0 S . NP VP		
0 NP . Det N		
0 NP . NP PP		
0 NP . Papa		
0 Det . the		
0 Det . a		

**scan: failure**

0	Papa	1
0 ROOT . S	0 NP Papa .	
0 S . NP VP	0 S NP . VP	
0 NP . Det N	0 NP NP . PP	
0 NP . NP PP		
0 NP . Papa		
0 Det . the		
0 Det . a		

**attach** the newly created NP  
 (which starts at 0) to its **customers**  
 (incomplete constituents that *end* at 0  
 and have NP after the dot)

0	Papa	1
0 ROOT . S		0 NP Papa .
0 S . NP VP		0 S NP . VP
0 NP . Det N		0 NP NP . PP
0 NP . NP PP		1 VP . V NP
0 NP . Papa		1 VP . VP PP
0 Det . the		
0 Det . a		

**predict**

0	Papa	1
0 ROOT . S	0 NP Papa .	
0 S . NP VP	0 S NP . VP	
0 NP . Det N	0 NP NP . PP	
0 NP . NP PP	1 VP . V NP	
0 NP . Papa	1 VP . VP PP	
0 Det . the	1 PP . P NP	
0 Det . a		

**predict**

0	Papa	1
0 ROOT . S		0 NP Papa .
0 S . NP VP		0 S NP . VP
0 NP . Det N		0 NP NP . PP
0 NP . NP PP		1 VP . V NP
0 NP . Papa		1 VP . VP PP
0 Det . the		1 PP . P NP
0 Det . a		1 V . ate

predict

0	Papa	1
0 ROOT . S		0 NP Papa .
0 S . NP VP		0 S NP . VP
0 NP . Det N		0 NP NP . PP
0 NP . NP PP		1 VP . V NP
0 NP . Papa		1 VP . VP PP
0 Det . the		1 PP . P NP
0 Det . a		1 V . ate

predict



0	Papa	1
0 ROOT . S		0 NP Papa .
0 S . NP VP		0 S NP . VP
0 NP . Det N		0 NP NP . PP
0 NP . NP PP		1 VP . V NP
0 NP . Papa		1 VP . VP PP
0 Det . the		1 PP . P NP
0 Det . a		1 V . ate
		1 P . with

predict





0	Papa	1	ate	2
0 ROOT . S	0 NP Papa .	1 V ate .		
0 S . NP VP	0 S NP . VP	1 VP V . NP		
0 NP . Det N	0 NP NP . PP			
0 NP . NP PP	1 VP . V NP			
0 NP . Papa	1 VP . VP PP			
0 Det . the	1 PP . P NP			
0 Det . a	1 V . ate			
	1 P . with			

attach

0	Papa	1	ate	2
0 ROOT . S	0 NP Papa .	1 V ate .		
0 S . NP VP	0 S NP . VP	1 VP V . NP		
0 NP . Det N	0 NP NP . PP	2 NP . Det N		
0 NP . NP PP	1 VP . V NP	2 NP . NP PP		
0 NP . Papa	1 VP . VP PP	2 NP . Papa		
0 Det . the	1 PP . P NP			
0 Det . a	1 V . ate			
	1 P . with			

predict

0	Papa	1	ate	2
0 ROOT . S	0 NP Papa .	1 V ate .		
0 S . NP VP	0 S NP . VP	1 VP V . NP		
0 NP . Det N	0 NP NP . PP	2 NP . Det N		
0 NP . NP PP	1 VP . V NP	2 NP . NP PP		
0 NP . Papa	1 VP . VP PP	2 NP . Papa		
0 Det . the	1 PP . P NP	2 Det . the		
0 Det . a	1 V . ate	2 Det . a		
	1 P . with			

**predict** (these next few steps should look familiar)

0	Papa	1	ate	2
0 ROOT . S	0 NP Papa .	1 V ate .		
0 S . NP VP	0 S NP . VP	1 VP V . NP		
0 NP . Det N	0 NP NP . PP	2 NP . Det N		
0 NP . NP PP	1 VP . V NP	2 NP . NP PP		
0 NP . Papa	1 VP . VP PP	2 NP . Papa		
0 Det . the	1 PP . P NP	2 Det . the		
0 Det . a	1 V . ate	2 Det . a		
	1 P . with			

predict

0	Papa	1	ate	2
0 ROOT . S	0 NP Papa .	1 V ate .		
0 S . NP VP	0 S NP . VP	1 VP V . NP		
0 NP . Det N	0 NP NP . PP	2 NP . Det N		
0 NP . NP PP	1 VP . V NP	2 NP . NP PP		
0 NP . Papa	1 VP . VP PP	2 NP . Papa		
0 Det . the	1 PP . P NP	2 Det . the		
0 Det . a	1 V . ate	2 Det . a		
	1 P . with			

**scan** (*this time we fail since Papa is not the next word*)















0	Papa	1	ate	2	the	3	caviar	4
0 ROOT . S	0 NP Papa .	1 V ate .	2 Det the .	3 N caviar .				
0 S . NP VP	0 S NP . VP	1 VP V . NP	2 NP Det . N	3 NP Det N .				
0 NP . Det N	0 NP NP . PP	2 NP . Det N	3 N . caviar					
0 NP . NP PP	1 VP . V NP	2 NP . NP PP	3 N . spoon					
0 NP . Papa	1 VP . VP PP	2 NP . Papa						
0 Det . the	1 PP . P NP	2 Det . the						
0 Det . a	1 V . ate	2 Det . a						
	1 P . with							

attach

0	Papa	1	ate	2	the	3	caviar	4
0 ROOT . S	0 NP Papa .	1 V ate .	2 Det the .	3 N caviar .				
0 S . NP VP	0 S NP . VP	1 VP V . NP	2 NP Det . N	2 NP Det N .				
0 NP . Det N	0 NP NP . PP	2 NP . Det N	3 N . caviar	1 VP V NP .				
0 NP . NP PP	1 VP . V NP	2 NP . NP PP	3 N . spoon	2 NP NP . PP				
0 NP . Papa	1 VP . VP PP	2 NP . Papa						
0 Det . the	1 PP . P NP	2 Det . the						
0 Det . a	1 V . ate	2 Det . a						
	1 P . with							

**attach**  
*(again!)*



0	Papa	1	ate	2	the	3	caviar	4
0 ROOT . S	0 NP Papa .	1 V ate .	2 Det the .	3 N caviar .				
0 S . NP VP	0 S NP . VP	1 VP V . NP	2 NP Det . N	2 NP Det N .				
0 NP . Det N	0 NP NP . PP	2 NP . Det N	3 N . caviar	1 VP V NP .				
0 NP . NP PP	1 VP . V NP	2 NP . NP PP	3 N . spoon	2 NP NP . PP				
0 NP . Papa	1 VP . VP PP	2 NP . Papa		0 S NP VP .				
0 Det . the	1 PP . P NP	2 Det . the		1 VP VP . PP				
0 Det . a	1 V . ate	2 Det . a						
	1 P . with							

**attach**  
*(again!)*



0	Papa	1	ate	2	the	3	caviar	4
0 ROOT . S	0 NP Papa .	1 V ate .	2 Det the .	3 N caviar .				
0 S . NP VP	0 S NP . VP	1 VP V . NP	2 NP Det . N	2 NP Det N .				
0 NP . Det N	0 NP NP . PP	2 NP . Det N	3 N . caviar	1 VP V NP .				
0 NP . NP PP	1 VP . V NP	2 NP . NP PP	3 N . spoon	2 NP NP . PP				
0 NP . Papa	1 VP . VP PP	2 NP . Papa					0 S NP VP .	
0 Det . the	1 PP . P NP	2 Det . the					1 VP VP . PP	
0 Det . a	1 V . ate	2 Det . a					4 PP . P NP	
	1 P . with						0 ROOT S .	

**attach**  
*(again!)*























	ate	2	the	3	caviar	4	with	5	a	6
.	1 V ate .	2 Det the .	3 N caviar .	4 P with .	5 Det a .					
ᵛ	1 VP V . NP	2 NP Det . N	2 NP Det N .	4 PP P . NP						
ᵛP	2 NP . Det N	3 N . caviar	1 VP V NP .		5 NP . Det N					
ᵛ	2 NP . NP PP	3 N . spoon	2 NP NP . PP		5 NP . NP PP					
ᵛP	2 NP . Papa			0 S NP VP .		5 NP . Papa				
ᵛ	2 Det . the			1 VP VP . PP		5 Det . the				
	2 Det . a			4 PP . P NP		5 Det . a				
					0 ROOT S .					
					4 P . with					









































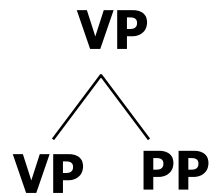


# Left Recursion Kills Pure Top-Down Parsing ...

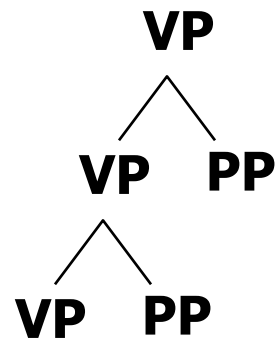


**VP**

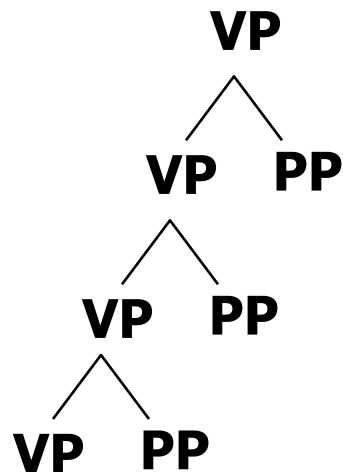
# Left Recursion Kills Pure Top-Down Parsing ...



# Left Recursion Kills Pure Top-Down Parsing ...



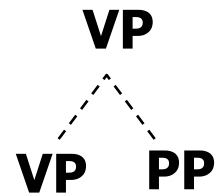
# Left Recursion Kills Pure Top-Down Parsing ...



makes new hypotheses  
ad infinitum before we've  
seen the PPs at all

hypotheses try to predict  
in advance how many  
PP's will arrive in input

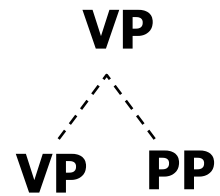
# ... but Earley's Alg is Okay!



1 VP → . VP PP

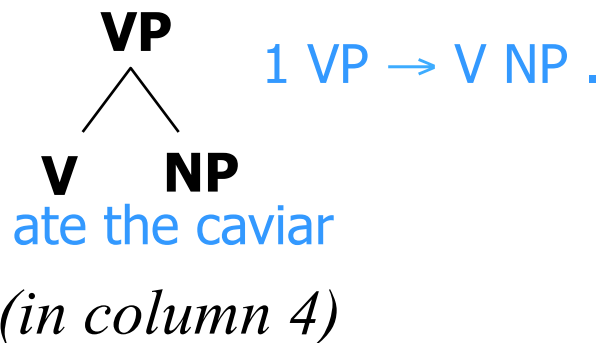
*(in column 1)*

# ... but Earley's Alg is Okay!



1 VP → . VP PP

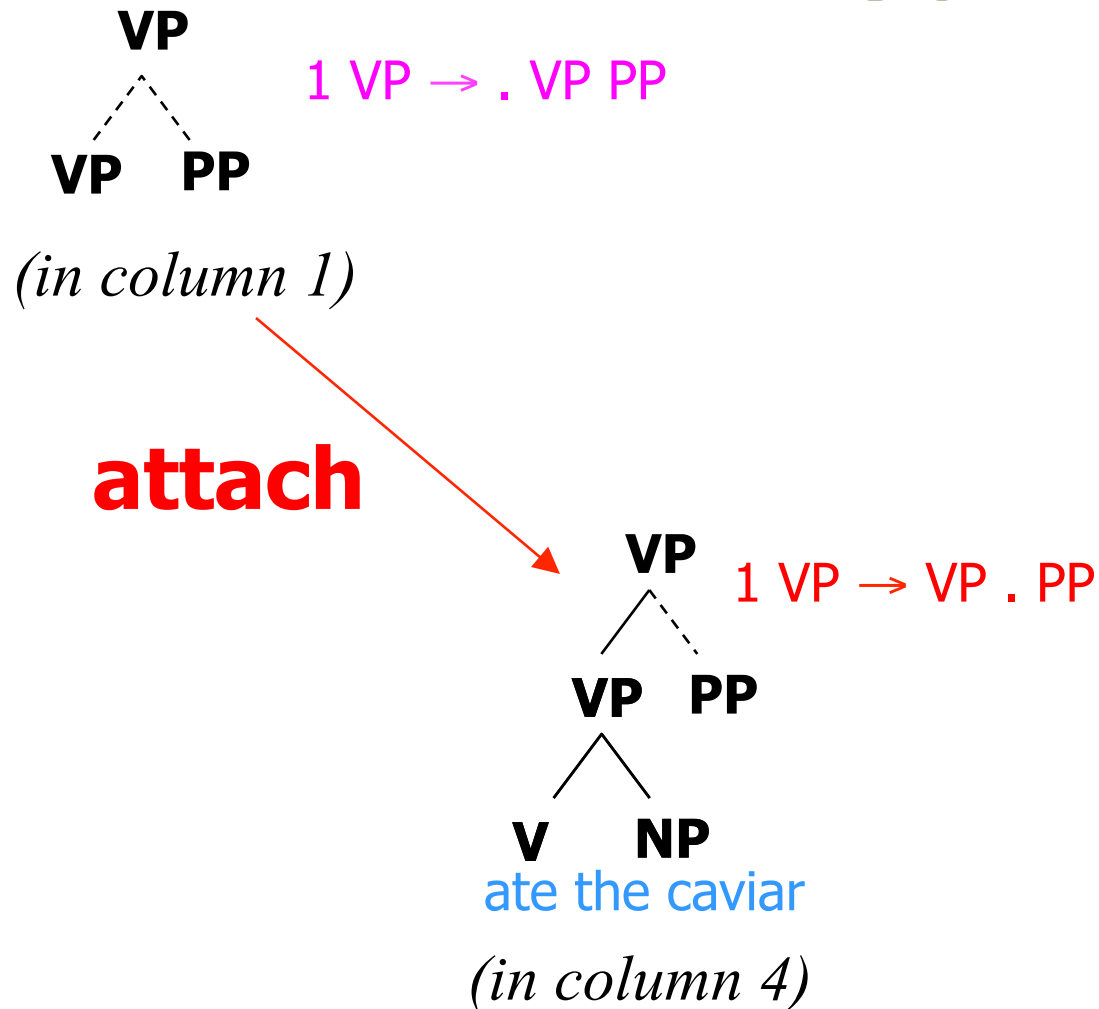
*(in column 1)*



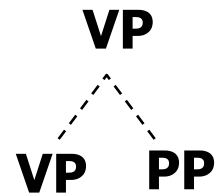
1 VP → V NP .

*(in column 4)*

# ... but Earley's Alg is Okay!

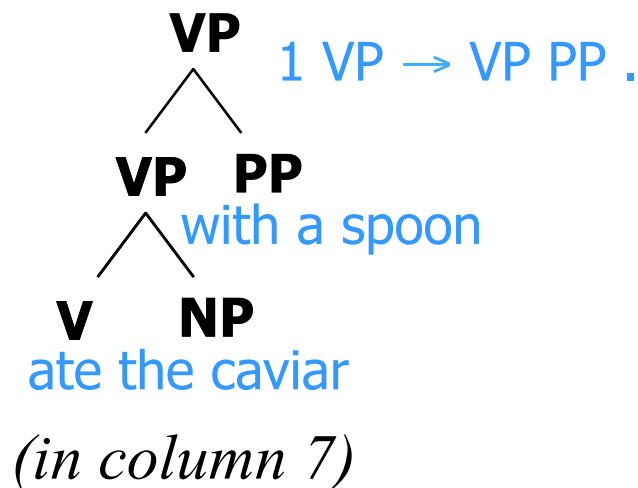


# ... but Earley's Alg is Okay!



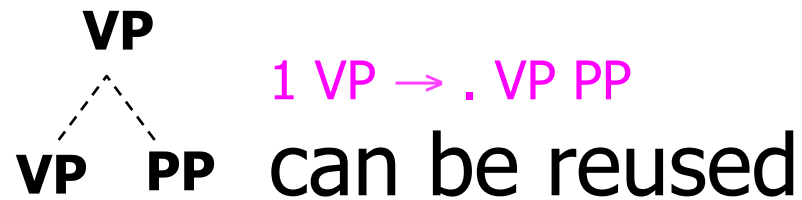
1 VP → . VP PP

*(in column 1)*

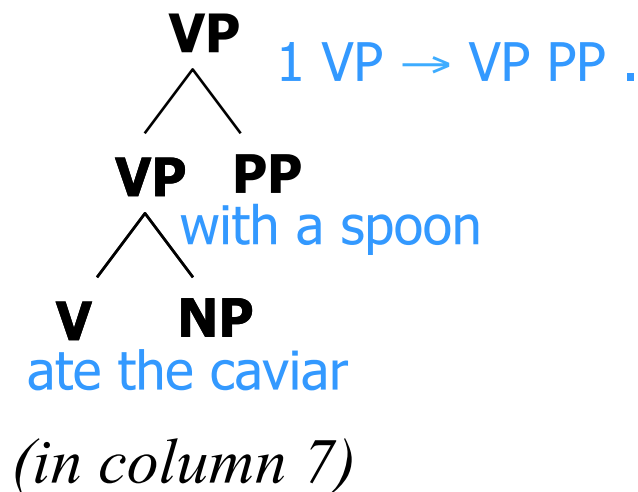




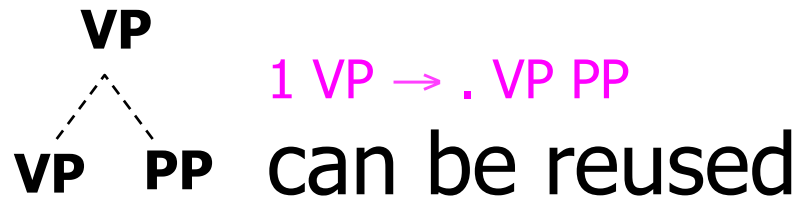
# ... but Earley's Alg is Okay!



*(in column 1)*

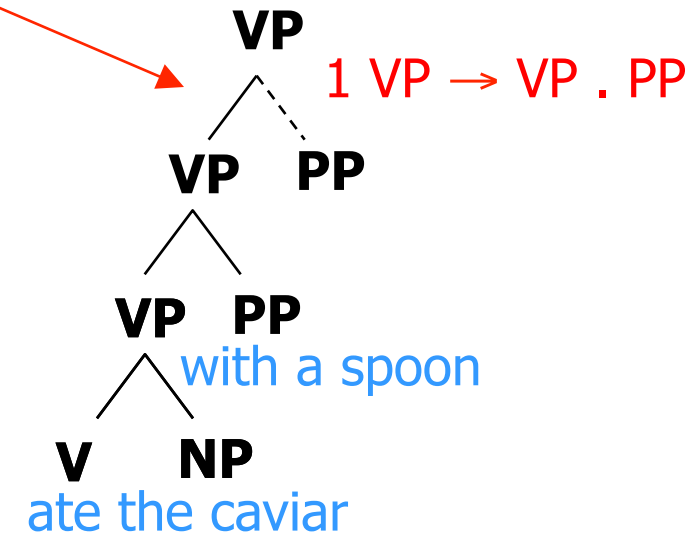


# ... but Earley's Alg is Okay!



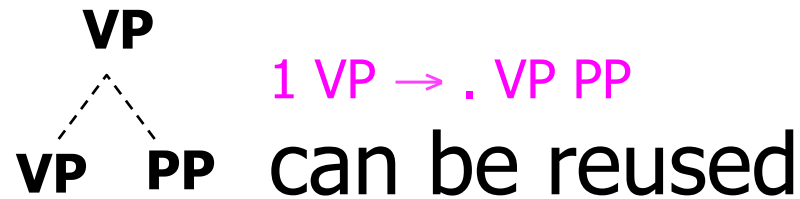
(in column 1)

**attach**



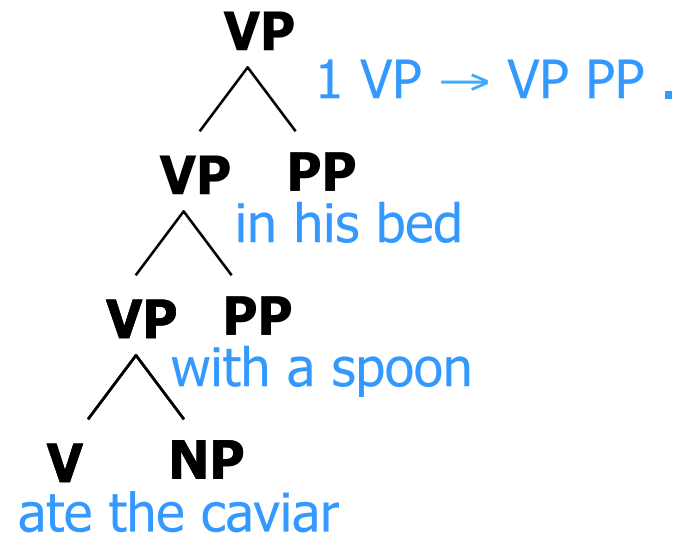
(in column 7)

# ... but Earley's Alg is Okay!



1 VP → . VP PP

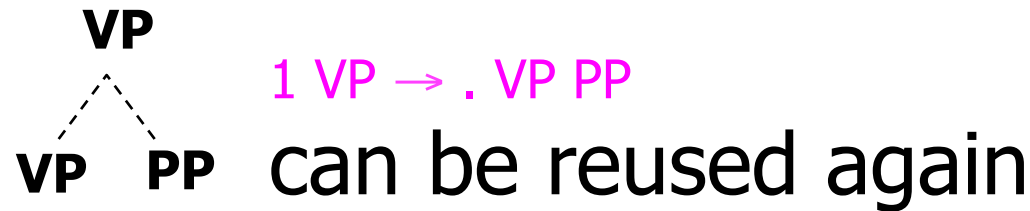
*(in column 1)*



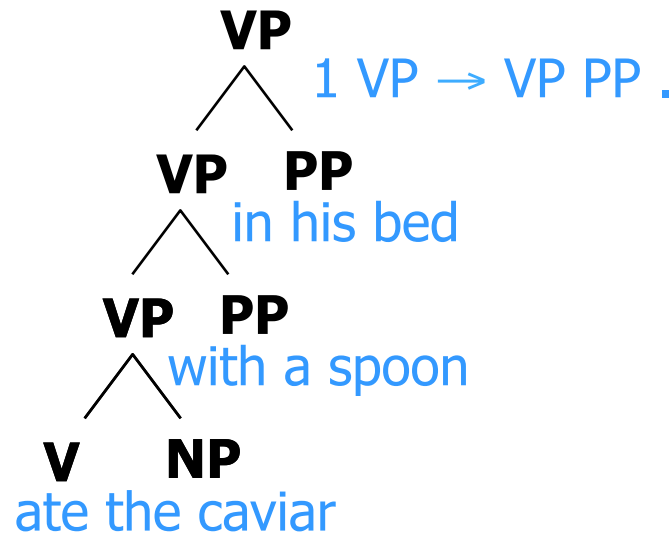
1 VP → VP PP .

*(in column 10)*

# ... but Earley's Alg is Okay!

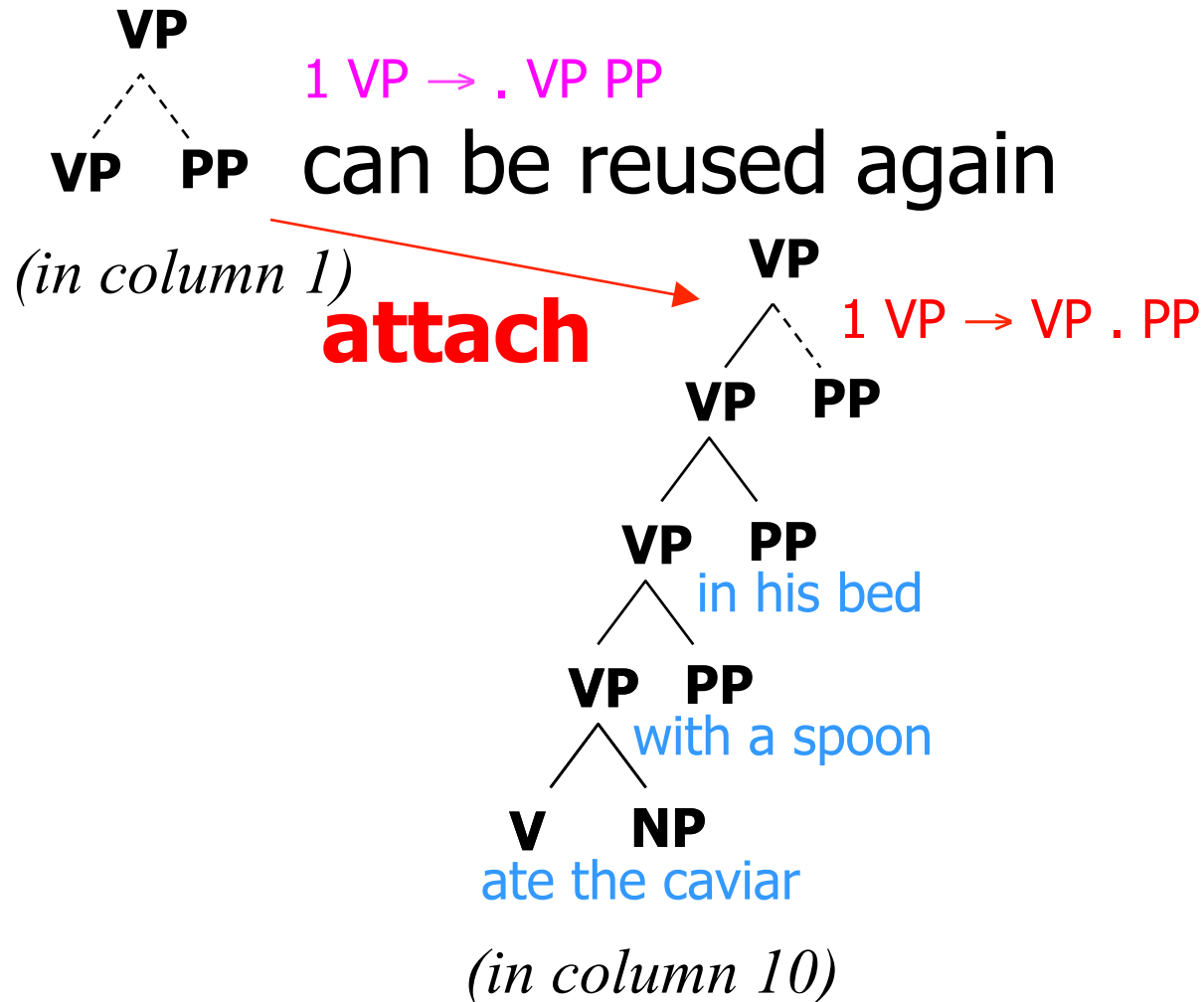


*(in column 1)*



*(in column 10)*

# ... but Earley's Alg is Okay!



0	Papa	1	ate	2	the	3	caviar	4	with a spoon	7
0 ROOT . S	0 NP Papa .	1 V ate .	2 Det the .	3 N caviar .	...	6 N spoon .				
0 S . NP VP	0 S NP . VP	1 VP V . NP	2 NP Det . N	2 NP Det N .		5 NP Det N .				
0 NP . Det N	0 NP NP . PP	2 NP . Det N	3 N . caviar	1 VP V NP .		4 PP P NP .				
0 NP . NP PP	1 VP . V NP	2 NP . NP PP	3 N . spoon	2 NP NP . PP		5 NP NP . PP				
0 NP . Papa	1 VP . VP PP	2 NP . Papa		0 S NP VP .		2 NP NP PP .				
0 Det . the	1 PP . P NP	2 Det . the		1 VP VP . PP		1 VP VP PP .				
0 Det . a	1 V . ate	2 Det . a		4 PP . P NP		7 PP . P NP				
	1 P . with			0 ROOT S .		1 VP V NP .				
				4 P . with		2 NP NP . PP				
						0 S NP VP .				
						1 VP VP . PP				
						7 P . with				
						0 ROOT S .				

completed a VP in col 4

col 1 lets us use it in a VP PP structure

0	Papa	1	ate	2	the	3	caviar	4	with a spoon	7
0 ROOT . S	0 NP Papa .	1 V ate .	2 Det the .	3 N caviar .	...	6 N spoon .				
0 S . NP VP	0 S NP . VP	1 VP V . NP	2 NP Det . N	2 NP Det N .		5 NP Det N .				
0 NP . Det N	0 NP NP . PP	2 NP . Det N	3 N . caviar	1 VP V NP .		4 PP P NP .				
0 NP . NP PP	1 VP . V NP	2 NP . NP PP	3 N . spoon	2 NP NP . PP		5 NP NP . PP				
0 NP . Papa	1 VP . VP PP	2 NP . Papa		0 S NP VP .		2 NP NP PP .				
0 Det . the	1 PP . P NP	2 Det . the		1 VP VP . PP		1 VP VP PP .				
0 Det . a	1 V . ate	2 Det . a		4 PP . P NP		7 PP . P NP				
	1 P . with			0 ROOT S .		1 VP V NP .				
				4 P . with		2 NP NP . PP				
						0 S NP VP .				
						1 VP VP . PP				
						7 P . with				
						0 ROOT S .				

completed that VP = VP PP in col 7

col 1 would let us use *it* in a VP PP structure

can reuse col 1 as often as we need

# What's the Complexity?

