

Loop Invariants and Binary Search

Chapter 4.4, 5.1

Outline

- Iterative Algorithms, Assertions and Proofs of Correctness
- Binary Search: A Case Study

Outline

- **Iterative Algorithms, Assertions and Proofs of Correctness**
- Binary Search: A Case Study

Assertions

- An **assertion** is a statement about the state of the data at a specified point in your algorithm.
- An assertion is not a task for the algorithm to perform.
- You may think of it as a comment that is added for the benefit of the reader.

Loop Invariants

- Binary search can be implemented as an **iterative algorithm** (it could also be done recursively).
- **Loop Invariant:** An **assertion** about the current state useful for designing, analyzing and proving the correctness of iterative algorithms.

Other Examples of Assertions

- **Preconditions:** Any assumptions that must be true about the input instance.
- **Postconditions:** The statement of what must be true when the algorithm/program returns.
- **Exit condition:** The statement of what must be true to exit a loop.

Iterative Algorithms

Take one step at a time
towards the final destination

loop (done)

take step

end loop

Establishing Loop Invariant

From the Pre-Conditions on the input instance we must establish the loop invariant.



Maintain Loop Invariant

➤ Suppose that

- ❑ We start in a safe location (pre-condition)
- ❑ If we are in a safe location, we always step to another safe location (loop invariant)

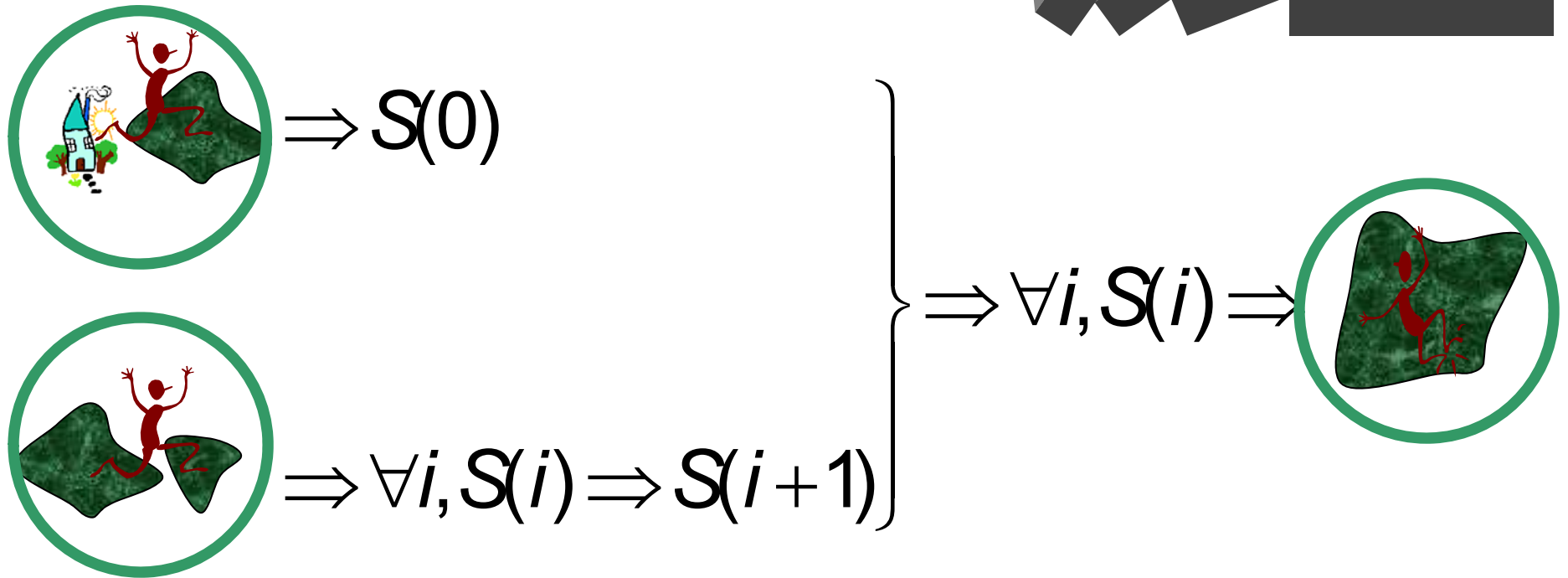
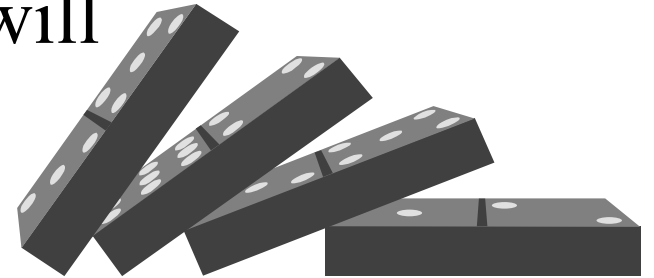
➤ Can we be assured that the computation will always be in a safe location?

➤ By what principle?



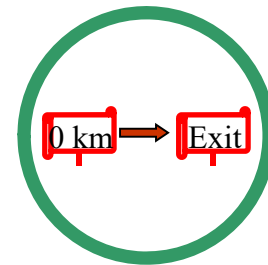
Maintain Loop Invariant

- By Induction the computation will always be in a safe location.



Ending The Algorithm

- Define Exit Condition
- Termination: With sufficient progress, the exit condition will be met.
- When we exit, we know
 - ❑ exit condition is true
 - ❑ loop invariant is truefrom these we must establish the post conditions.



Definition of Correctness

$\langle \text{PreCond} \rangle \ \& \ \langle \text{code} \rangle \ \rightarrow \ \langle \text{PostCond} \rangle$

If the input meets the preconditions,
then the output must meet the postconditions.

If the input does not meet the preconditions, then
nothing is required.

Outline

- Iterative Algorithms, Assertions and Proofs of Correctness
- **Binary Search: A Case Study**

Define Problem: Binary Search

➤ PreConditions

Key 25

Sorted List

3	5	6	13	18	21	21	25	36	43	49	51	53	60	72	74	83	88	91	95
---	---	---	----	----	----	----	----	----	----	----	----	----	----	----	----	----	----	----	----

➤ PostConditions

Find key in list (if there).

3	5	6	13	18	21	21	25	36	43	49	51	53	60	72	74	83	88	91	95
---	---	---	----	----	----	----	----	----	----	----	----	----	----	----	----	----	----	----	----

Define Loop Invariant

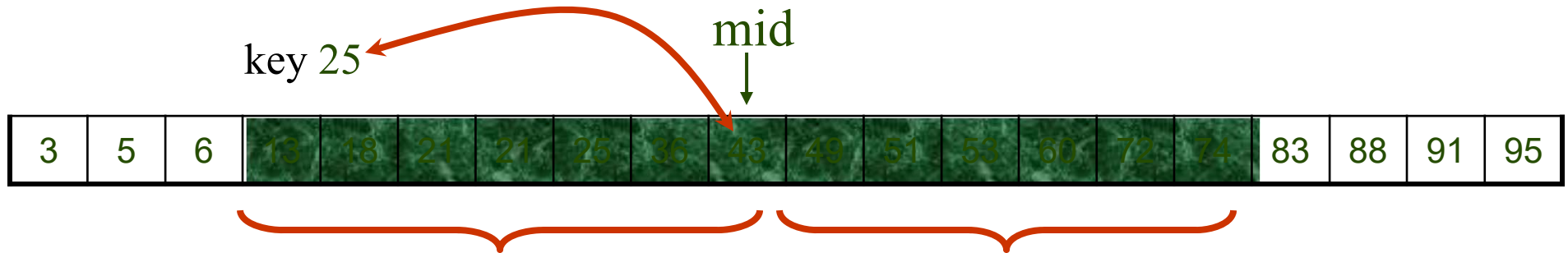
- Maintain a sublist.
- If the key is contained in the original list, then the key is contained in the sublist.

key 25

3	5	6	13	18	21	21	25	36	43	49	51	53	60	72	74	83	88	91	95
---	---	---	----	----	----	----	----	----	----	----	----	----	----	----	----	----	----	----	----

Define Step

- Cut sublist in half.
- Determine which half the key would be in.
- Keep that half.

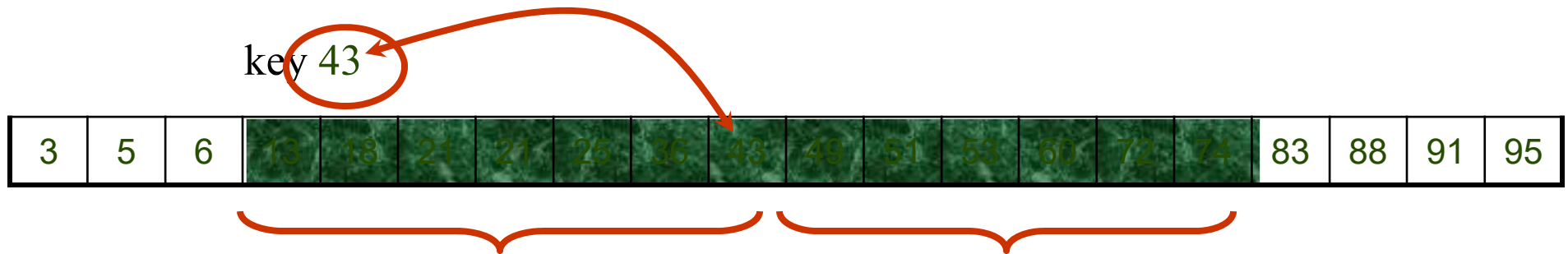


If $\text{key} \leq \text{mid}$,
then key is in
left half.

If $\text{key} > \text{mid}$,
then key is in
right half.

Define Step

- It is faster not to check if the middle element is the key.
- Simply continue.

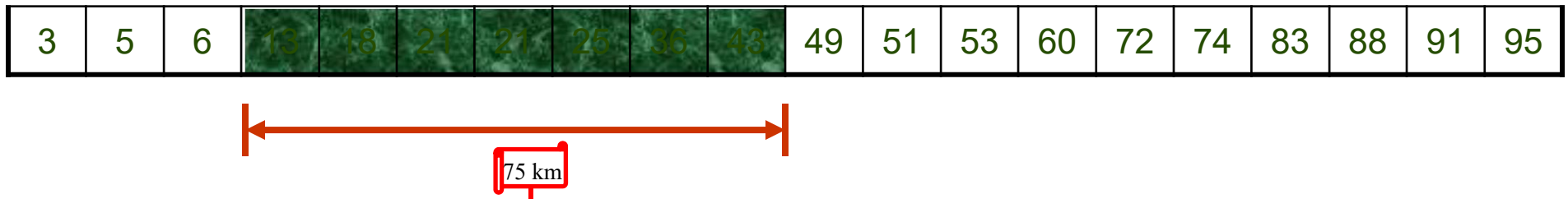



If $\text{key} \leq \text{mid}$,
then key is in
left half.

If $\text{key} > \text{mid}$,
then key is in
right half.

Make Progress

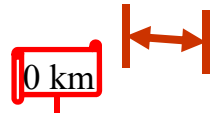
- The size of the list becomes smaller.



Exit Condition

key 25

3	5	6	13	18	21	21	25	36	43	49	51	53	60	72	74	83	88	91	95
---	---	---	----	----	----	----	----	----	----	----	----	----	----	----	----	----	----	----	----



- If the key is contained in the original list, then the key is contained in the sublist.
- Sublist contains one element.

Exit



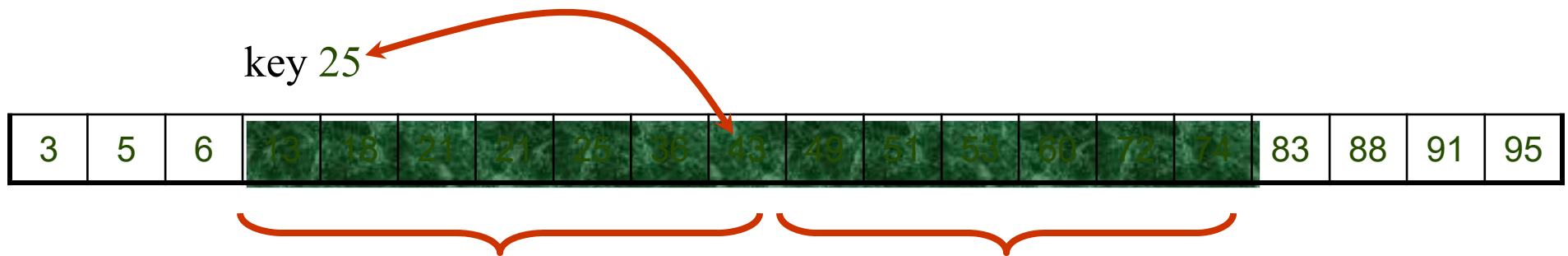
- If element = key, return associated entry.
- Otherwise return false.

Running Time

The sublist is of size $n, n/2, n/4, n/8, \dots, 1$

Each step $O(1)$ time.

Total = $O(\log n)$



If $\text{key} \leq \text{mid}$,
then key is in
left half.

If $\text{key} > \text{mid}$,
then key is in
right half.

Running Time

- Binary search can interact poorly with the memory hierarchy (i.e. caching), because of its random-access nature.
- It is common to abandon binary searching for linear searching as soon as the size of the remaining span falls below a small value such as 8 or 16 or even more in recent computers.

BinarySearch(A[1..n],key)

<precondition>: A[1..n] is sorted in non-decreasing order

<postcondition>: If key is in A[1..n], algorithm returns its location

$p = 1, q = n$

while $q > p$

<loop-invariant>: If key is in A[1..n], then key is in A[p..q]

$mid = \left\lfloor \frac{p+q}{2} \right\rfloor$

if $key \leq A[mid]$

$q = mid$

else

$p = mid + 1$

end

end

if $key = A[p]$

return(p)


else

return("Key not in list")

end

Simple, right?

- Although the concept is simple, binary search is notoriously easy to get wrong.
- Why is this?



Boundary Conditions

- The basic idea behind binary search is easy to grasp.
- It is then easy to write pseudocode that works for a 'typical' case.
- Unfortunately, it is equally easy to write pseudocode that fails on the *boundary conditions*.

Boundary Conditions

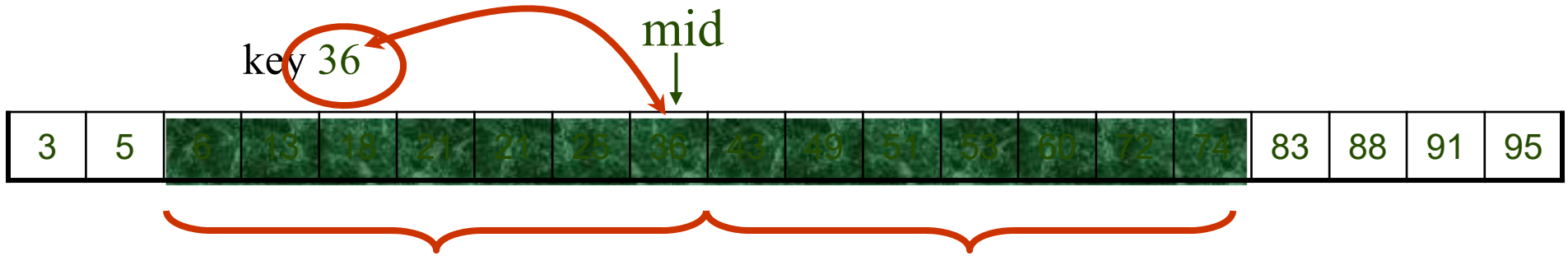
```
if key ≤ A[mid]  
  q = mid  
else  
  p = mid + 1  
end
```

or

```
if key < A[mid]  
  q = mid  
else  
  p = mid + 1  
end
```

What condition will break the loop invariant?

Boundary Conditions



Code: $key \geq A[mid]$ → select right half

Bug!!

Boundary Conditions

```
if key ≤ A[mid ]  
  q = mid  
else  
  p = mid + 1  
end
```

OK

```
if key < A[mid ]  
  q = mid - 1  
else  
  p = mid  
end
```

OK

```
if key < A[mid ]  
  q = mid  
else  
  p = mid + 1  
end
```


Not OK!!

Boundary Conditions

$$\text{mid} = \left\lfloor \frac{p+q}{2} \right\rfloor$$

or

$$\text{mid} = \left\lceil \frac{p+q}{2} \right\rceil$$

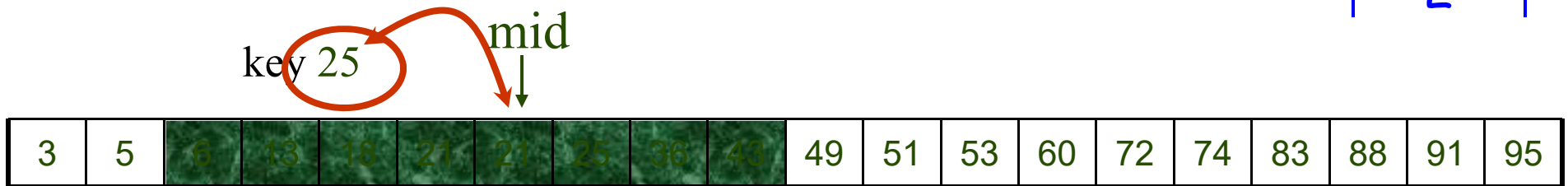


Shouldn't matter, right?

Select $\text{mid} = \left\lceil \frac{p+q}{2} \right\rceil$

Boundary Conditions

$$\text{Select mid} = \left\lceil \frac{p + q}{2} \right\rceil$$

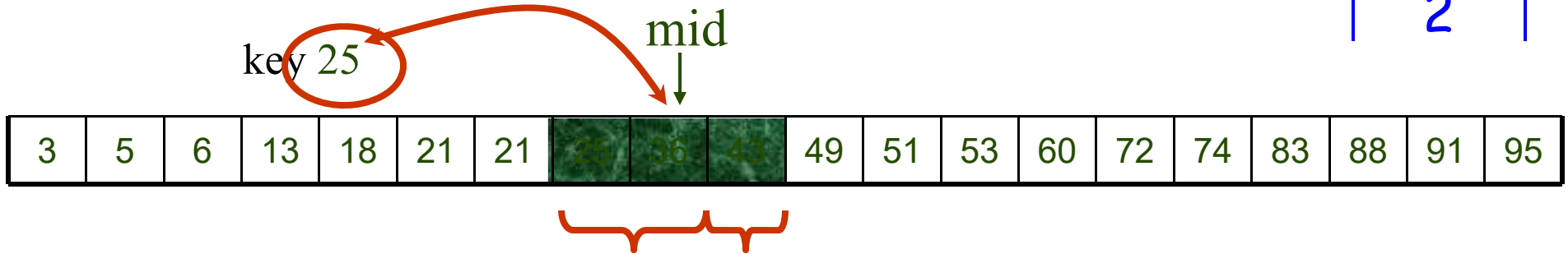


If $\text{key} \leq \text{mid}$,
then key is in
left half.

If $\text{key} > \text{mid}$,
then key is in
right half.

Boundary Conditions

$$\text{Select } \text{mid} = \left\lceil \frac{p + q}{2} \right\rceil$$



If $\text{key} \leq \text{mid}$,
then key is in
left half.

If $\text{key} > \text{mid}$,
then key is in
right half.

Boundary Conditions

• Another bug!



No progress
toward goal:
Loops Forever!

$$\text{Select } \text{mid} = \left\lceil \frac{p + q}{2} \right\rceil$$

key 25 mid

3	5	6	13	18	21	21	25	36	43	49	51	53	60	72	74	83	88	91	95
---	---	---	----	----	----	----	----	----	----	----	----	----	----	----	----	----	----	----	----



If $\text{key} \leq \text{mid}$,
then key is in
left half.

If $\text{key} > \text{mid}$,
then key is in
right half.

Boundary Conditions

```
mid =  $\left\lfloor \frac{p+q}{2} \right\rfloor$   
if key ≤ A[mid]  
    q = mid  
else  
    p = mid + 1  
end
```

OK

```
mid =  $\left\lceil \frac{p+q}{2} \right\rceil$   
if key < A[mid]  
    q = mid - 1  
else  
    p = mid  
end
```

OK

```
mid =  $\left\lceil \frac{p+q}{2} \right\rceil$   
if key ≤ A[mid]  
    q = mid  
else  
    p = mid + 1  
end
```

Not OK!!

Getting it Right

- How many possible algorithms?
- How many **correct** algorithms?
- Probability of **guessing** correctly?

$mid = \left\lfloor \frac{p+q}{2} \right\rfloor$ ← or $mid = \left\lceil \frac{p+q}{2} \right\rceil$?

if $key \leq A[mid]$ ← or if $key < A[mid]$?
 $q = mid$

else
 $p = mid + 1$ ← or $q = mid - 1$
end
 else
 $p = mid$
 end

Alternative Algorithm: Less Efficient but More Clear

BinarySearch($A[1..n], key$)

<precondition>: $A[1..n]$ is sorted in non-decreasing order

<postcondition>: If key is in $A[1..n]$, algorithm returns its location

$p = 1, q = n$

while $q \geq p$

<loop-invariant>: If key is in $A[1..n]$, then key is in $A[p..q]$

$$mid = \left\lfloor \frac{p+q}{2} \right\rfloor$$

if $key < A[mid]$

$q = mid - 1$

else if $key > A[mid]$

$p = mid + 1$

else

return(mid)

end

end

return("Key not in list")



Still $\Theta(\log n)$, but with slightly larger constant.

Card Trick

➤ A volunteer, please.



Pick a Card


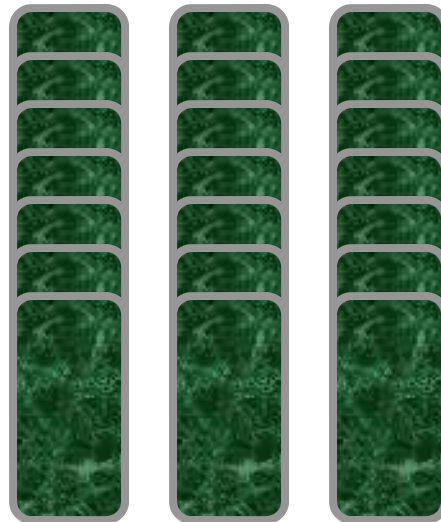


Done


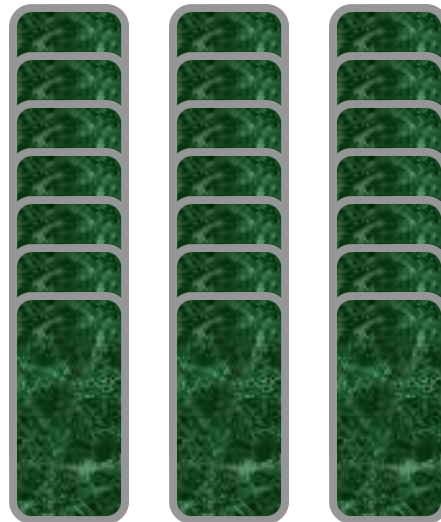


Thanks to J. Edmonds for this example.

*Loop Invariant:
The selected card is one
of these.*





*Which
column?*





left





*Loop Invariant:
The selected card is one
of these.*





*Selected column is placed
in the middle*





I will rearrange the cards



*Relax Loop Invariant:
I will remember the same
about each column.*





Which column?





right





*Loop Invariant:
The selected card is one
of these.*





*Selected column is placed
in the middle*



I will rearrange the cards





Which column?




left





*Loop Invariant:
The selected card is one
of these.*



*Selected column is placed
in the middle*



Here is your card.



Wow!



Ternary Search

- **Loop Invariant:** selected card in central subset of cards

$$\text{Size of subset} = \lceil n/3^{i-1} \rceil$$

where

n = total number of cards

i = iteration index

- How many iterations are required to guarantee success?

Learning Outcomes

- From this lecture, you should be able to:
 - ❑ Use the loop invariant method to think about iterative algorithms.
 - ❑ Prove that the loop invariant is established.
 - ❑ Prove that the loop invariant is maintained in the 'typical' case.
 - ❑ Prove that the loop invariant is maintained at all boundary conditions.
 - ❑ Prove that progress is made in the 'typical' case
 - ❑ Prove that progress is guaranteed even near termination, so that the exit condition is always reached.
 - ❑ Prove that the loop invariant, when combined with the exit condition, produces the post-condition.
 - ❑ Trade off efficiency for clear, correct code.